SCHEMATIC DIAGRAM (PORTABLE HANDSET)

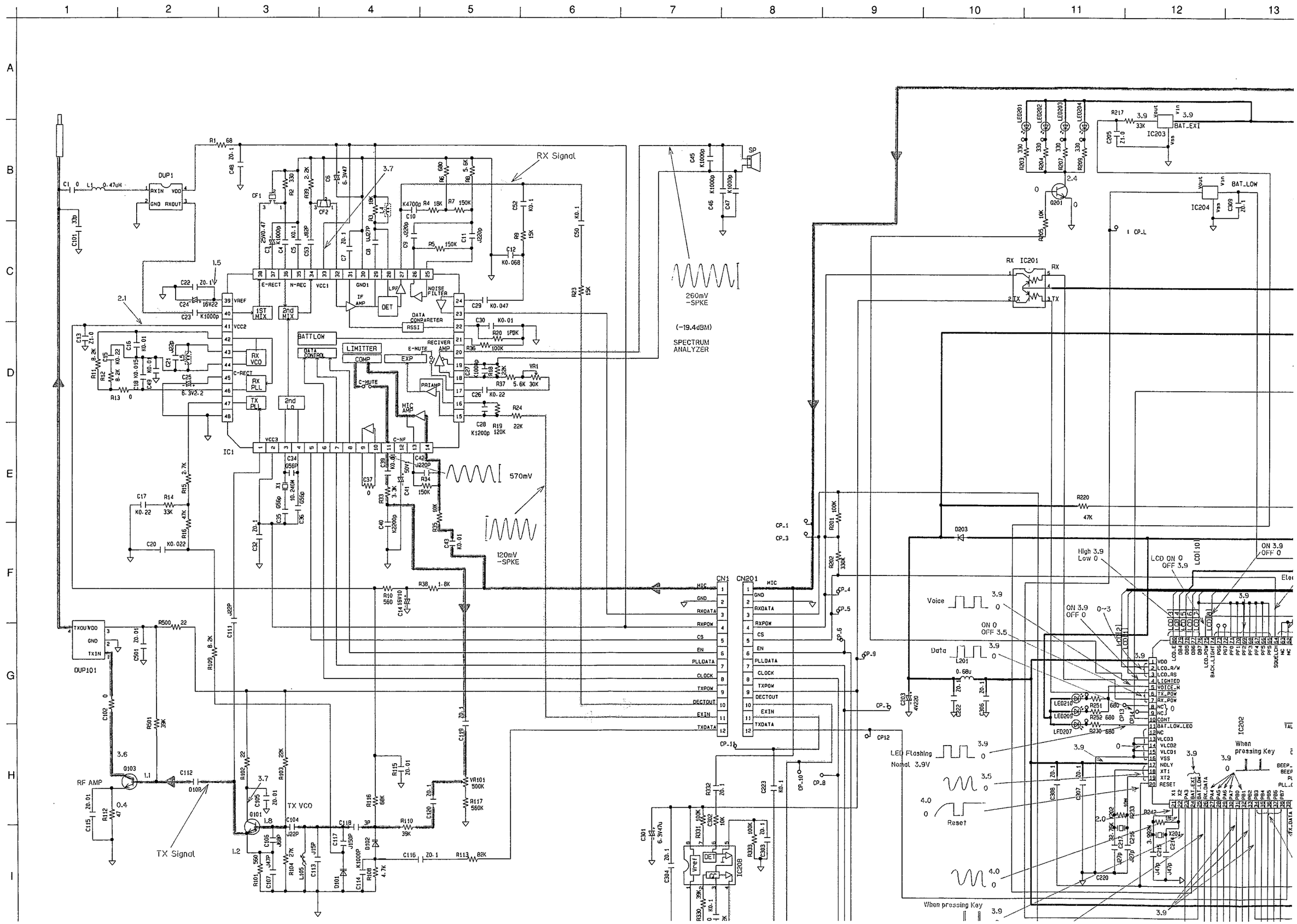

ORTABLE HANDSET)

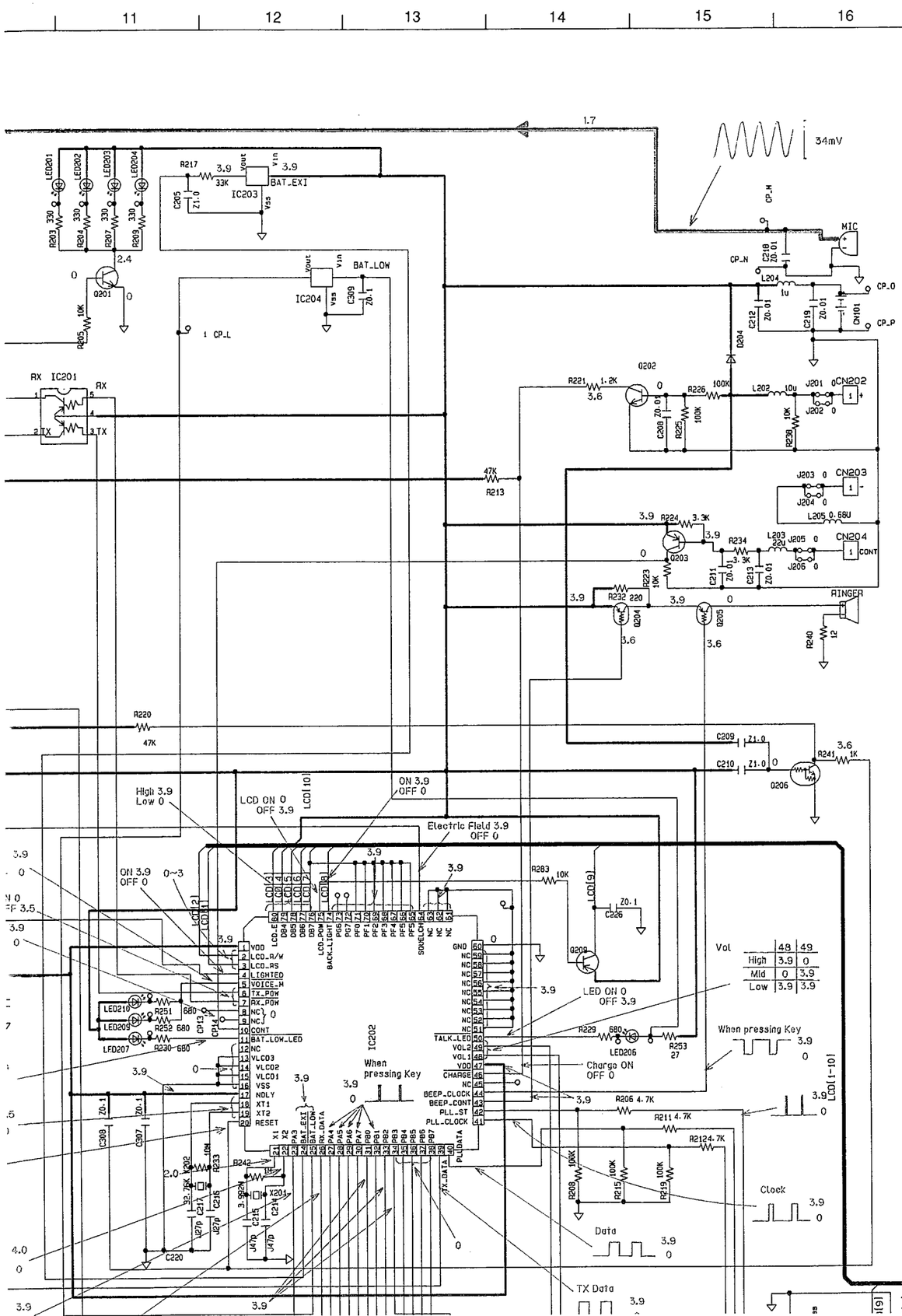

KEY MATRIX

	TCC116R	TCC106R	TCC425	
I				
J				
K	SEND	SEND	SEND	
L	CLEAR	CLEAR	CLEAR	
M	TALK	TALK	TALK	
N	EXIT	EXIT	EXIT	
O	UP	UP	UP	
P	DOWN	DOWN	DOWN	
Q	DIRECTORY	DIRECTORY	DIRECTORY	
R	CALL_WAIT /FLASH	CALL_WAIT /FLASH	CALL_WAIT /FLASH	
S	VOLUME/ RINGER	VOLUME/ RINGER	VOLUME/ RINGER	
T	REDIAL /PAUSE	REDIAL	REDIAL /PAUSE	
U	INTERCOM	PAUSE	INTERCOM	
V	VOICE MAIL	VOICE MAIL	SCREEN/ PLAYBACK	
W	PROGRAM	PROGRAM	PROGRAM/ 2WAY_REC	
X	CH	CH	CH	

OPTION

	CONTENTS	OPEN	SHORT
A	TEST/ NORMAL	NORMAL	TEST MODE
B	TEST/ NORMAL	NORMAL	TEST MODE
C	TEST CH		
D	TEST CH		
E	CH	25CH	10CH
F	TEST CH		
G	PLL_UNLOCK	NORMAL	TCM420
H	DUMMY_MODE	NORMAL	DUMMY SET

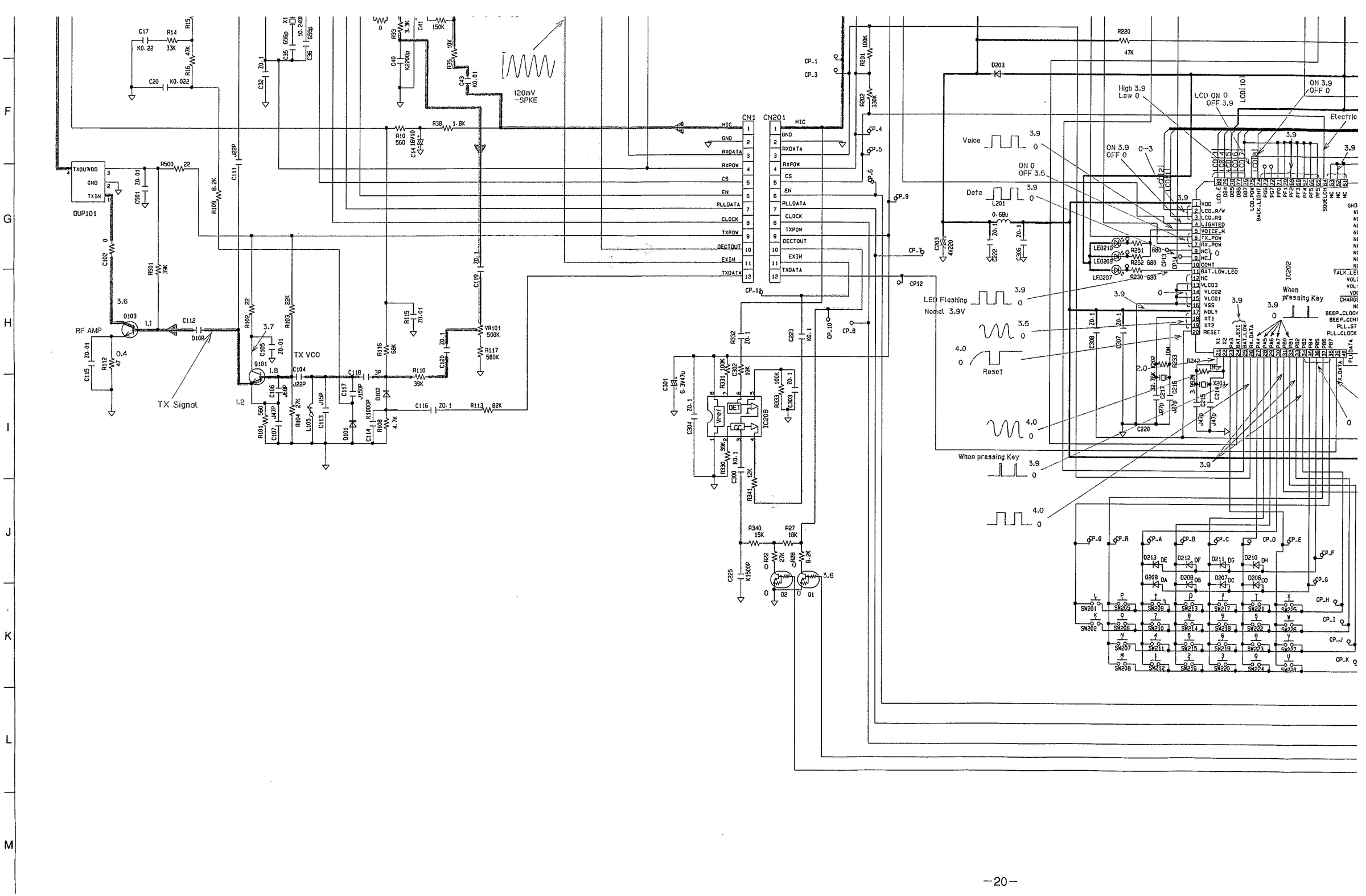

F
G
H
I
J
K
L
M
DUP101
RF AMP
TX Signal
TX VCO
120mV
-SPKE
CN1
CN201
IC208
IC202
Voice
Data
LED Flashing
Normal 3.9V
Reset
When pressing Key
High 3.9
Low 0
LCD ON 0
OFF 3.9
ON 3.9
OFF 0
ON 0
OFF 3.5

OPTION

	CONTENTS	OPEN	SHORT
A	TEST/ NORMAL	NORMAL	TEST MODE
B	TEST/ NORMAL	NORMAL	TEST MODE
C	TEST CH		
D	TEST CH		
E	CH	25CH	10CH
F	TEST CH		
G	PLL_UNLOCK	NORMAL	TCM420
H	DUMMY_MODE	NORMAL	DUMMY SET

Vol	48	49
High	3.9	0
Mid	0	3.9
Low	3.9	3.9