



Monolithic Linear IC

COLOR TV VERTICAL DEFLECTION OUTPUT CIRCUIT

The LA7830 is a monolithic linear IC designed for small-aperture color TV vertical deflection output and has such features as greatly reduced number of external parts and low power dissipation. The LA7830 can be used in conjunction with the LA7620 series for video **chroma** deflection use and the LA7800 series for deflection use and the LA7850 series for display use to form a stable and compact vertical output deflection circuit.

Features

- . High output
- . On-chip pump-up circuit and low power dissipation
- . Minimum number of external parts required

Maximum Ratings at $T_a=25^{\circ}\text{C}$

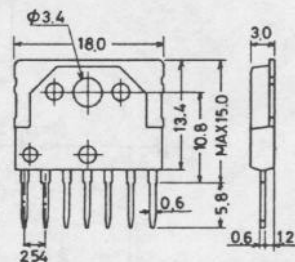
		unit
Maximum Supply Voltage	$V_{6\text{max}}$	30 V
	$V_{3\text{max}}$	60 V
Deflection Output Current	$I_{2\text{max}}$	± 1.3 Ap-0
Allowable Power Dissipation	$P_{d\text{max}}$	4.5 W
Operating Temperature	T_{opg}	-20 to $+75$ $^{\circ}\text{C}$
Storage Temperature	T_{stg}	-40 to $+125$ $^{\circ}\text{C}$

Operating Conditions at $T_a=25^{\circ}\text{C}$

		unit
Recommended Supply Voltage	V_6	24 V
Operating Voltage Range	V_6	18 to 27 V
Deflection Output Current	$I_{2\text{p-p}}$	up to 1.5 Ap-p

Operating Characteristics at $T_a=25^{\circ}\text{C}$, $V_{CC}=24.0\text{V}$

	min	typ	max	unit
Output Transistor Saturation Voltage (1)		0.5	1.0	V
Output Transistor Saturation Voltage (2)		1.8	2.6	V
Pin 7 Saturation Voltage (1)			1.5	V
Pin 7 Saturation Voltage (2)		0.8	1.6	V
Quiescent Current	8.0	11.5	24.0	mA
Middle-Point Voltage		11		V

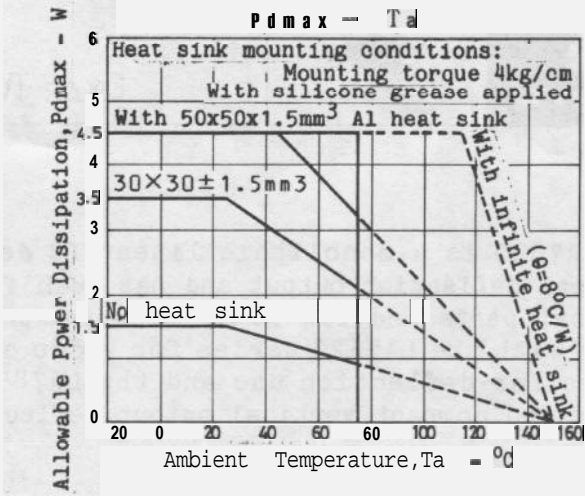
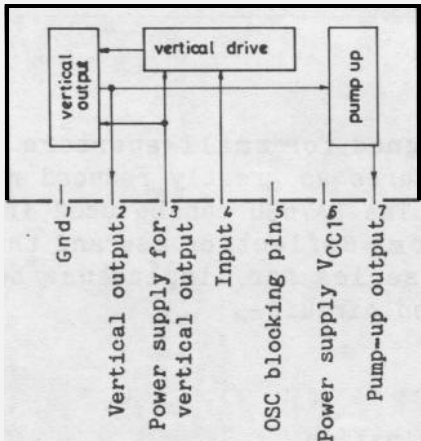
Case Outline 3050-S7IC
(unit:mm)

Information furnished by SANYO is believed to be accurate and reliable. However, no responsibility is assumed by SANYO for its use; nor for any infringements of patents or other rights of third parties which may result from its use, and no license is granted by implication or otherwise under any patent or patent rights of SANYO.

These specifications are subject to change without notice.

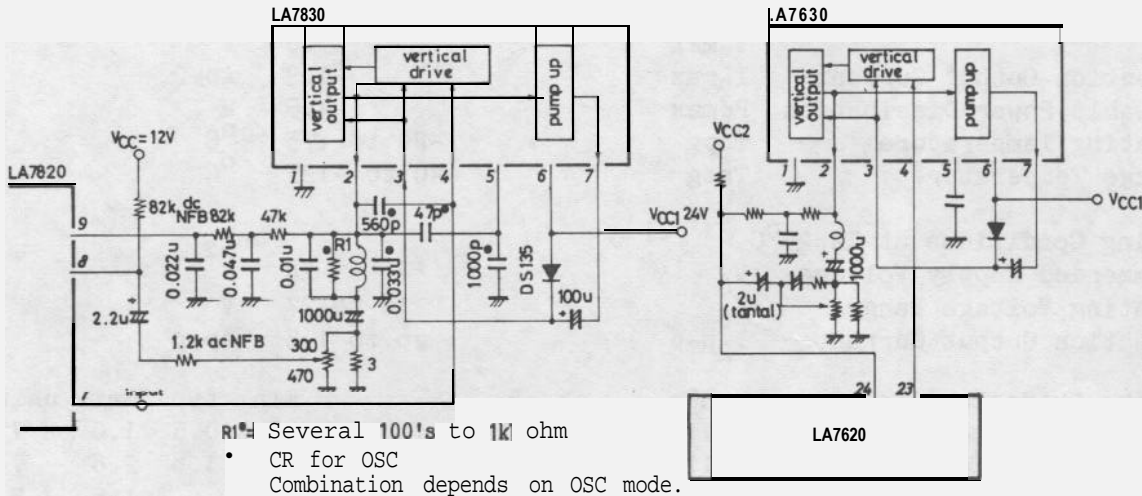
TOKYO SANYO ELECTRIC CO., LTD. SEMICONDUCTOR DIVISION
15-13, 6-CHOME, SOTOKANDA, CHIYODA-KU, TOKYO 101 JAPAN

Equivalent Circuit Block Diagram and Pin Assignment



Sample Application Circuit 1
Vertical output of LA7820

Sample Application Circuit 2
Vertical output of LA7620



R1 = Several 100's to 1k ohm
• CR for OSC
Combination depends on OSC mode.

Sample Application Circuit 3
Vertical output of LA7850

